



District Report Card: 2017


State: Odisha	District: Ganjam
Class: 8	Subject: Language
Schools: 50	Students: 1303


Participation/Coverage


Students

<div>GENDER</div> <div></div>	Boys				Girls			
	Number		%		Number		%	
	668		51.27		635		48.73	

<div>AREA</div> <div></div>	Rural				Urban			
	Number		%		Number		%	
	1146		87.95		157		12.05	

<div>CATEGORY</div> <div></div>	SC		ST		OBC		GEN	
	Number	%	Number	%	Number	%	Number	%
	280	21.49	8	0.61	940	72.14	75	5.76

<div>CWSN</div> <div></div>	LD	VI	HI	S&LD	ID	Oth
	2	9	0	2	5	3

<div>Management</div> <div></div>	Government			Government-aided		
	Number		%	Number		%
	1274		97.77	29		2.23

Average Performance of Students in Language (%)

Overall	Gender		Area		Management		Social Group			
	Male	Female	Rural	Urban	Govt.	Aided	SC	ST	OBC	GEN
56.15	55.73	56.59	55.39	61.66	56.20	54.02	52.52	49.17	56.88	61.24

Performance on Learning Outcomes (LOs)

Learning Outcomes	Description	Average Performance(%)
L813	Read textual/non-textual materials with comprehension and identifies the details, characters, main idea and sequence of ideas and events while reading	56.15

Range of Performance of Students who Answered Correctly							
Below 30%		30% - 50%		50% - 75%		Above 75%	
Number	%	Number	%	Number	%	Number	%
169	12.97	319	24.48	553	42.44	262	20.11

Lowest Performing Learning Outcomes (LOs)

1 - Read textual/non-textual materials with comprehension and identifies the details, characters, main idea and sequence of ideas and events while reading (56.15)